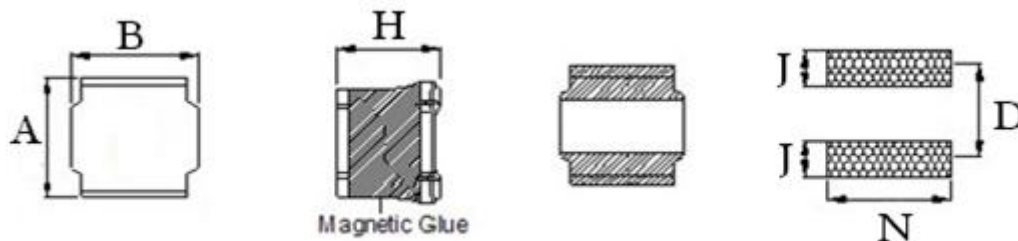


1、产品概要 / Outline

- ◆ 采用磁性胶水涂敷结构，极大地减小了蜂鸣声音
- ◆ 直接在铁氧体磁芯上金属化电极，抗跌落冲击能力强，经久耐用
- ◆ 闭合磁路结构设计，漏磁少，抗电磁干扰（EMI）能力强
- ◆ 在同等尺寸条件下，额定电流相比传统功率电感高出 30%
- ◆ 体积小，低侧面，节省空间，更省电
- ◆ 主要应用于照明行业、通信行业、计算机行业、安防行业、智能家居行业、家用电器等



2、外观尺寸/ Appearance size 单位:mm



A±0.3	B±0.3	H Max	D	N	J
6.0	6.0	4.8	4.7	5.7	1.6

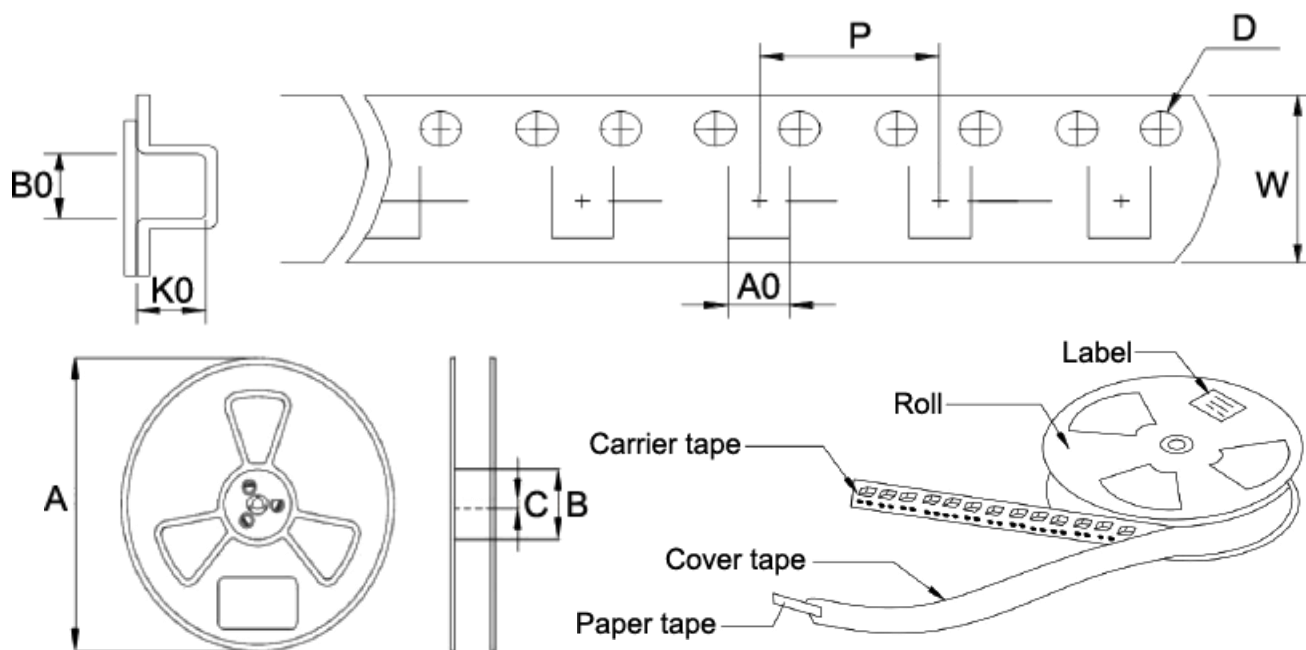
3、电气特性/Electrical characteristics

型号/NO	L/uH	DCR (Ω)	Isat(A)	Irms(A)
NR6045-1R0N	1.0	0.0182	4.2	4.55
NR6045-1R3N	1.3	0.0208	4.0	4.35
NR6045-1R8N	1.8	0.0234	3.7	4.15
NR6045-2R3N	2.3	0.0273	3.5	4.00
NR6045-3R0N	3.0	0.0312	3.2	3.55
NR6045-4R5N	4.5	0.0403	3.0	3.21
NR6045-6R3N	6.3	0.0494	2.8	3.00
NR6045-100M	10	0.0611	2.5	2.60
NR6045-150M	15	0.1001	1.9	2.00
NR6045-220M	22	0.1495	1.5	1.50
NR6045-330M	33	0.1885	1.4	1.50
NR6045-470M	47	0.266	1.1	1.23
NR6045-680M	68	0.429	0.9	1.00
NR6045-101M	100	0.650	0.7	0.85
NR6045-121M	120	0.628	0.6	0.65

- ◆ K 表示电感值的公差为±10%，M 表示电感值的公差为±20%
- ◆ K said inductance tolerance is ±10%, M said inductance tolerance is ± 20%
- ◆ 所有数据基于环境温度 25°C条件下测试
- ◆ All data is based on testing at an ambient temperature of 25 °C
- ◆ 测试条件：100KHz/0.25V
- ◆ 本页面未能录入全部或最新的数据，请您在订购前向本公司咨询精准参数及样品。
- ◆ We were unable to input all or the latest data on this page. Please consult our company for accurate parameters and samples before placing an order.

4 包装规格/ Packaging specifications 单位/mm

型号	磁盘尺寸 (毫米) TYP						卷轴尺寸 (mm)TYP			数量 (Pcs/Reel)
	W	A0	B0	K0	D	P	A	B	C	
NR252010	8	2.35	2.65	1.4	1.5	4	178	58	13	2000
NR252012	8	2.35	2.65	1.4	1.5	4	178	58	13	2000
NR3012	8	3.3	3.3	2	1.5	4	178	58	13	2000
NR3015	8	3.3	3.3	2	1.5	4	178	58	13	2000
NR4012	12	4.4	4.4	2	1.5	8	330	100	13	4500
NR4015	12	4.4	4.4	2	1.5	8	330	100	13	4500
NR4018	12	4.4	4.4	2	1.5	8	330	100	13	3000
NR4020	12	4.4	4.4	2.1	1.5	8	330	100	13	3000
NR4030	12	4.4	4.4	3.1	1.5	8	330	100	13	2000
NR5020	12	5.5	5.5	2.4	1.5	8	330	100	13	3000
NR5040	12	5.5	5.5	4.4	1.5	8	330	100	13	1500
NR6020	12	6.5	6.5	3	1.5	8	330	100	13	2500
NR6028	12	6.5	6.5	3	1.5	8	330	100	13	2000
NR6045	12	6.5	6.5	4.7	1.5	8	330	100	13	1500
NR8040	16	8.4	8.4	4.4	1.5	12	330	100	13	1000



5、焊接/ welding

• 焊接原材料 Soldering Materials

(a) 焊料：推荐使用 96.5Sn/3.0Ag/0.5Cu 焊料，或者采用 Sn 含量不超过 97%的锡合金焊料。Solder: It is recommended to use 96.5Sn/3.0Ag/0.5Cu solder, or use Tin alloy solder with a Tin content not exceeding 97%.

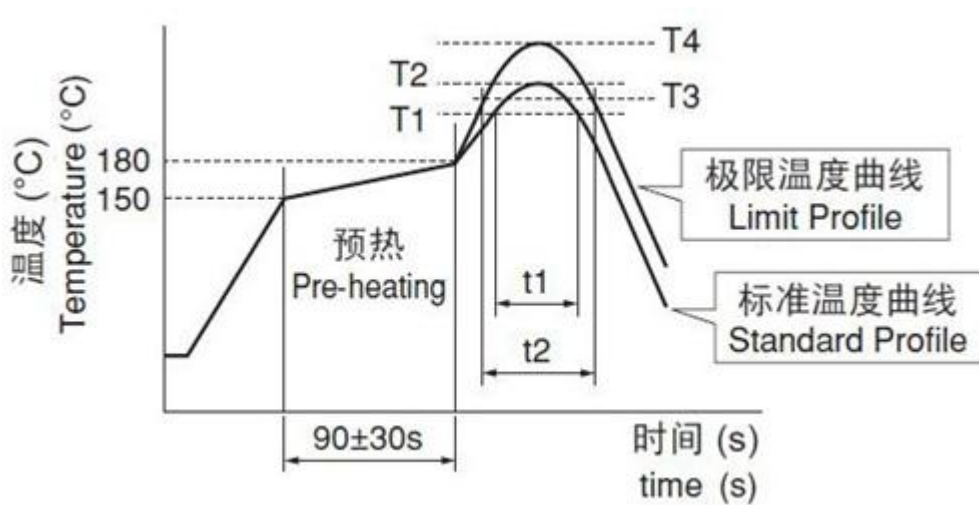
(b) 助焊剂：推荐使用松香类助焊剂，请勿使用强酸性助焊剂（含氯量超过 0.2wt %），并且请勿使用水溶性助焊剂。

Flux: It is recommended to use rosin-based flux. Acidic flux (with chlorine content exceeding 0.2wt %) and water-soluble flux are forbidden.

• 焊接温度及要求 Soldering Temperature & Requirements

(1) 回流焊 Reflow Soldering

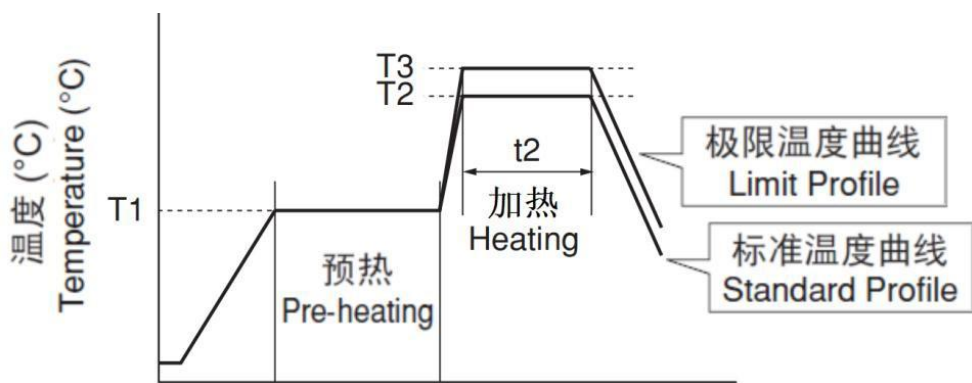
回流焊温度曲线 Reflow Soldering Temperature Profile



回流焊要求 Reflow Soldering Requirements

标准温度曲线Standard Profile				极限温度曲线Limit Profile			
加热Heating		峰值温度 Peak Temp. (T2)	回流焊 次Cycle Of Reflow	加热Heating		峰值温度 Peak Temp. (T4)	回流焊次数 Cycle Of Reflow
加热 Temp. (T1)	时间 Time (t1)			温度 Temp. (T3)	时间 Time (t2)		
220°C	30~60s	245±3°C	≤2	230°C	≤60s	260°C/10s	1

(2)、波峰焊 Flow Soldering



波峰焊要求 Flow Soldering Requirements

预热 Pre-heating		标准温度曲线 Standard Profile			极限温度曲线 Limit Profile		
		加热 Heating		波峰次数 Cycle Of Flow	加热		波峰次数 Cycle Of Flow
温度 Temp (T1)	时间 Time (t1)	温度 Temp (t2)	时间 Time (t2)		温度 Temp. (T3)	时间 Time (t2)	
150°C	≥60s	250°C	4s ~ 6s	≤2	265±3°C	≤5s	1

6、其他

- ◆ 本产品为无铅，请采用无铅环境作业
- ◆ Other: Our company's products are lead-free, please operate in a lead-free environment
- ◆ 由于页面限制，更多资料请联系我司
- ◆ Due to page limitations, please contact our company for more information
- ◆ 在过载电流等不正常条件下，本电感产品无自我保护功能。
- ◆ Under abnormal conditions such as overload current, this inductor product has no self-protection function.