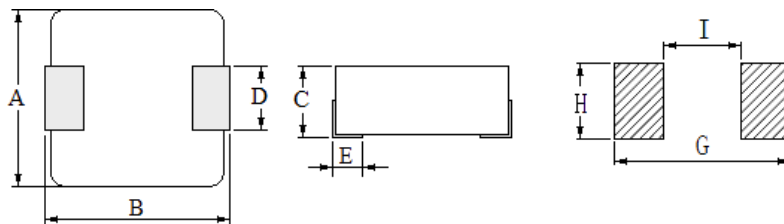


1、产品概要 / Outline

- ◆ 扁平线绕制
- ◆ 高稳定性耐大电流、耐高温
- ◆ 低损耗合金粉末全密封压铸
- ◆ 工作温度：-55℃~+155℃
- ◆ 适用于汽车、军工、医疗、航空航天等高可靠性的要求行业
- ◆ 广泛应用于汽车电子、车灯、高速 PC 显卡、医疗仪器、航空仪表、人工智能等高性能设备领域



2、外观尺寸/ Appearance size 单位:mm



A	B	C	D	E	G	H	I
4.0±0.3	4.5±0.3	1.2Max.	1.5±0.3	0.8±0.3	5.0Ref	2.3Ref	1.7Ref

3、电气特性/Electrical characteristics

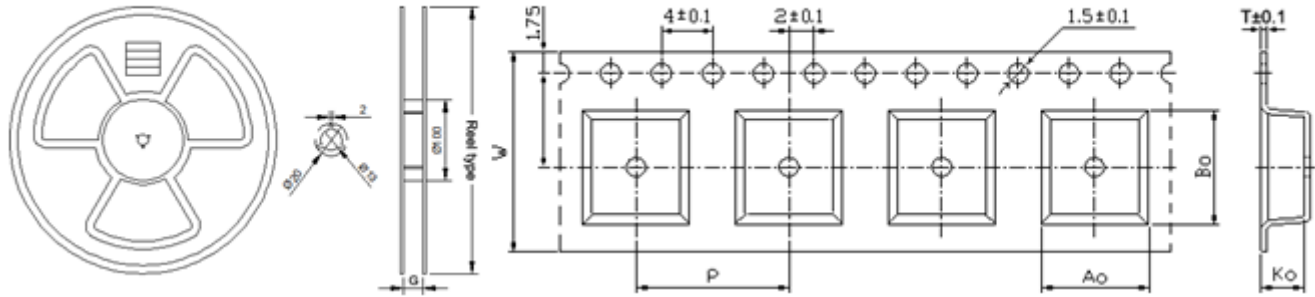
型号/NO	L/uH	DCR (mΩ)	Irms(A)	Isat(A)
TSM0412-R4M	0.47	30	4.5	6
TSM0412-R6M	0.68	41	3.5	5
TSM0412-1RM	1	79	2.5	5
TSM0412-1RM	1.5	80	2	3.5
TSM0412-2RM	2.2	110	2	3

注释

- ◆ K 表示电感值的公差为±10%，M 表示电感值的公差为±20%
- ◆ K said inductance tolerance is ±10%, M said inductance tolerance is ± 20%
- ◆ 所有数据基于环境温度 25℃条件下测试
- ◆ All data is based on testing at an ambient temperature of 25 °C
- ◆ 测试条件：100KHz/1.0V
- ◆ 本页面未能录入全部或最新的数据，请您在订购前向本公司咨询精准参数及样品。
- ◆ We were unable to input all or the latest data on this page. Please consult our company for accurate parameters and samples before placing an order.

4 包装规格/ Packaging specifications 单位/mm

包装信息:



Series	QTY (Pcs/Reel)	Ao	Bo	Ko	G	W	P	T	Reel Typ.
TSM0412	3000	4.3	4.8	1.4	12.5	12	8	0.4	13" 330mm
TSM0415	3000	4.3	4.8	1.7	12.5	12	8	0.4	13" 330mm
TSM0420	3000	4.3	4.8	2.2	12.5	12	8	0.4	13" 330mm
TSM0520	3000	5.5	6.0	2.2	12.5	12	8	0.4	13" 330mm
TSM0530	2000	5.5	6.0	3.2	12.5	12	8	0.4	13" 330mm
TSM0550	1500	5.5	6.0	5.2	12.5	12	8	0.4	13" 330mm
T SMA612	2000	6.6	7.3	1.4	16.5	16	12	0.4	13" 330mm
T SMA630	1000	6.6	7.3	3.2	16.5	16	12	0.4	13" 330mm
T SMA640	1000	6.6	7.3	4.2	16.5	16	12	0.4	13" 330mm
TSM0618	2000	7.2	8.0	2.0	16.5	16	12	0.4	13" 330mm
TSM0620	2000	7.2	8.0	2.2	16.5	16	12	0.4	13" 330mm
TSM0624	2000	7.2	8.0	2.6	16.5	16	12	0.4	13" 330mm
TSM0630	1000	7.2	8.0	3.2	16.5	16	12	0.4	13" 330mm
TSM0630A	1000	7.2	8.0	3.2	16.5	16	12	0.4	13" 330mm
TSM0640	1000	7.2	8.0	4.2	16.5	16	12	0.4	13" 330mm
TSM0650	1000	7.2	8.0	5.2	16.5	16	12	0.4	13" 330mm
TSM0850	1000	7.8	8.6	5.2	16.5	16	12	0.4	13" 330mm
TSM1040	1000	11	12.0	4.2	24.5	24	16	0.4	13" 330mm
TSM1050	800	11	12.0	5.2	24.5	24	16	0.4	13" 330mm
TSM1235	500	13.5	14.5	3.7	24.5	24	16	0.4	13" 330mm
TSM1250	500	13.5	14.5	5.2	24.5	24	16	0.4	13" 330mm
TSM1265	500	13.5	14.5	6.7	24.5	24	16	0.4	13" 330mm
TSM1770	300	17.8	19.2	7.2	32.5	32	20	0.5	13" 330mm
TSM2213	100	22.5	23	13.2	44.5	44	32	0.5	13" 330mm

5、焊接/welding

• 焊接原材料 Soldering Materials

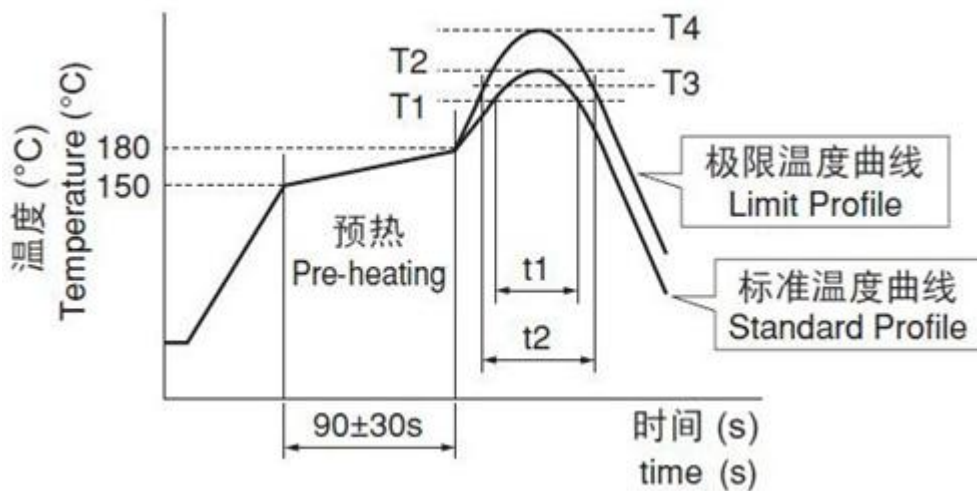
(a) 焊料 :推荐使用 96.5Sn/3.0Ag/0.5Cu 焊料 ,或者采用 Sn 含量不超过 97%的锡合金焊料。 Solder: It is recommended to use 96.5Sn/3.0Ag/0.5Cu solder, or use Tin alloy solder with a Tin content not exceeding 97%.

(b) 助焊剂 : 推荐使用松香类助焊剂, 请勿使用强酸性助焊剂 (含氯量超过 0.2wt %), 并且请勿使用水溶性助焊剂。

Flux: It is recommended to use rosin-based flux. Acidic flux (with chlorine content exceeding 0.2wt %) and water-soluble flux are forbidden.

• 焊接温度及要求 Soldering Temperature & Requirements

回流焊温度曲线 Reflow Soldering Temperature Profile



回流焊要求 Reflow Soldering Requirements

标准温度曲线Standard Profile				极限温度曲线Limit Profile			
加热Heating		峰值温度 Peak Temp. (T2)	回流焊 次Cycle Of Reflow	加热Heating		峰值温度 Peak Temp. (T4)	回流焊次数 Cycle Of Reflow
加热 Temp. (T1)	时间 Ti me (t1)			温度 Temp. (T3)	时间 Time (t2)		
220°C	30~60s	245±3°C	≤2	230°C	≤60s	260°C/10s	1

6、其他

- ◆ 本产品为无铅, 请采用无铅环境作业
- ◆ Other: Our company's products are lead-free, please operate in a lead-free environment
- ◆ 由于页面限制, 更多资料请联系我司
- ◆ Due to page limitations, please contact our company for more information
- ◆ 在过载电流等不正常条件下, 本电感产品无自我保护功能。
- ◆ Under abnormal conditions such as overload current, this inductor product has no self-protection function.